



**SINGLE USE**  
**SUPER IMAGE QUALITY**  
**VARIETY OF MODELS**

**SPECIFICATIONS**

	PL-1000	PL-2000 (Portable)
Power	Voltage	100-240 VAC
	Frequency	50/60 Hz
	Rated input	45 VA
Illumination	Lamp	2W LED
	Color temperature	Lamp life 30,000 hrs 3,000K-7,000K
Function	White balance, Luminance control(+/-), Enhance(0,1,2), Zoom(x1,x2,x3), Freeze, Snap, Record, USB storage	
Output	DVI*1, S-Video*1, CVBS*1	
Storage	USB (FAT 32)	
Dimensions	350mm(W) * 130mm(H) * 425mm(D)	390mm(W) * 270mm(H) * 200mm(D)
Weight	8 kg	7.2 kg
Screen	/	12.1 inch



**Imaging Processor  
PL-2000**

**Compatible to all our scopes**

**Imaging Processor  
PL-1000**



*Distributed by*



Shanghai SeeGen Photoelectric Technology Co.,Ltd.

Add: 3 Floor, Building No.1 4299 Jindu Road,  
Minhang Dist., Shanghai China

www.seegenmed.com

info@seegen.com.cn

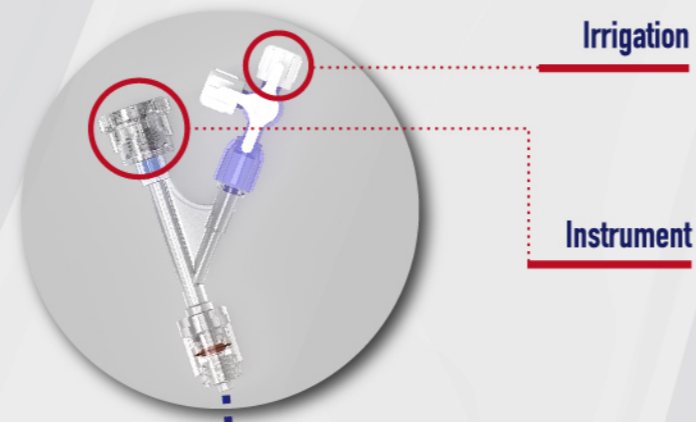
+86 021 5429 5355

**Briview**

*Disposable Choledochoscope  
- for ERCP use*

Shanghai SeeGen Photoelectric Technology Co., Ltd.

# Choledochoscope - for ERCP use

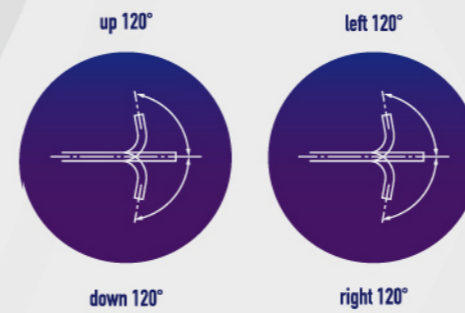


**160K**  
High resolution image



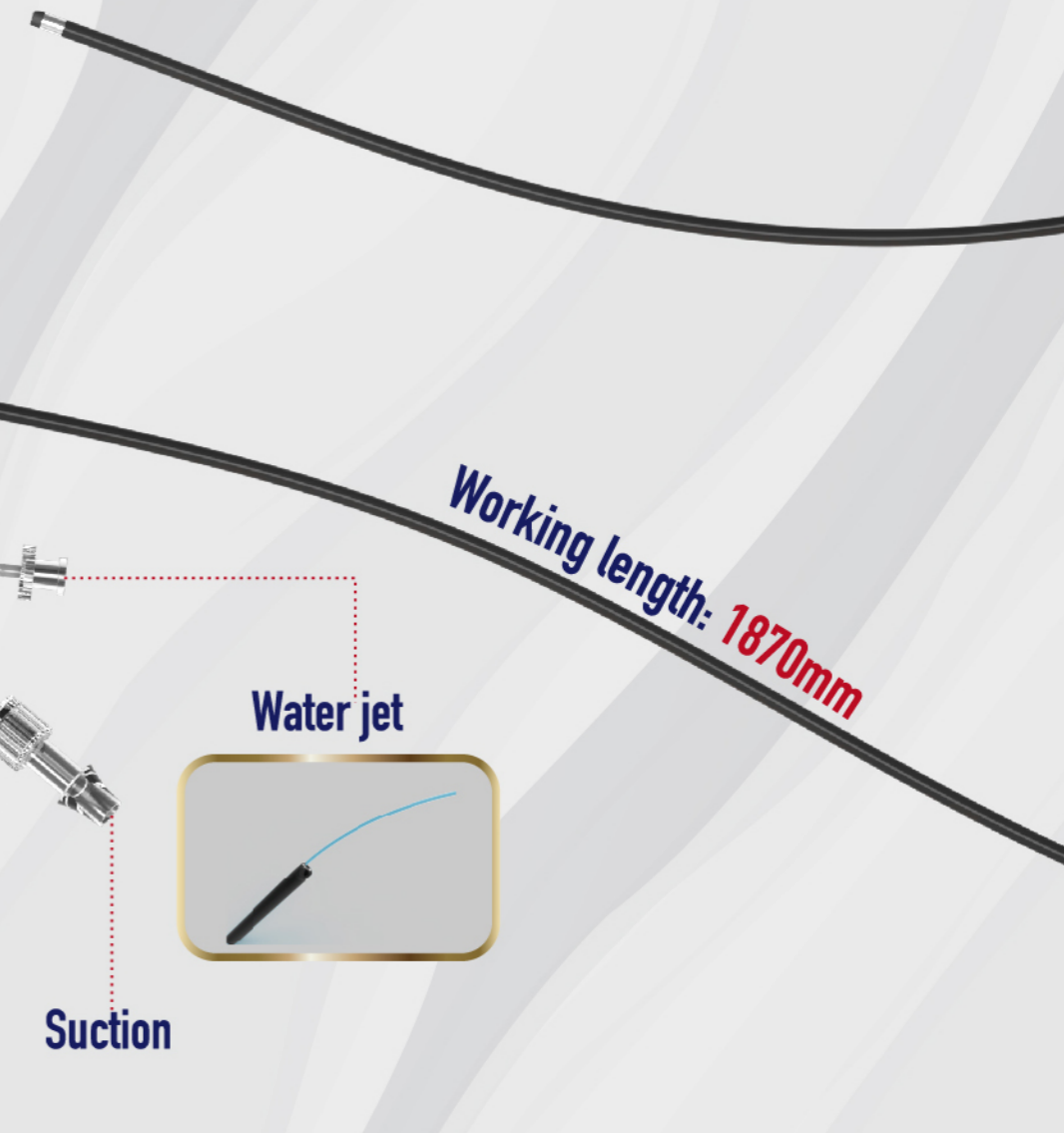
Higher resolution image.  
2 light guide lens make more bright view.

Record  
Freeze



Working with duodenoscope

	Diagnose	Treatment
Mode	CHV-US100J-U	CHV-US110J-U
Field of view	110°	110°
Depth of view	5-50mm	5-50mm
Deflection	up/down 120°/120°	up/down 120°/120° left/right 120°/120°
Insertion dia.	3.3mm	3.4mm
Distal end dia.	3.3mm	3.4mm
Working length	1870mm	1870mm
Working channel	1.2mm/0.6mm	1.2mm/0.6mm



Water jet



Suction